



# LIGHTNING

## Lightning Safety



Ohio South 2017-18  
Entry Referee Training

A dramatic landscape featuring rolling green hills under a dark, stormy sky. A dirt road winds through the center of the hills. Several bright, jagged lightning bolts are striking the ground from the dark clouds above. The scene is captured in a cinematic style with high contrast between the dark sky and the vibrant green of the fields.

***Lightning strikes Earth  
about 8 million times a day***



# OSSRC Lightning Policy



If **any** of the 3 things below happens, the referee should **immediately** suspend the game.

- 1) If thunder is heard
- 2) If lightning is seen
- 3) If a thunderstorm is heard or seen coming ... or if your hair stands on end.



# WHAT TO DO ??

## OSSRC Lightning Policy

**The game should be suspended and the fields cleared. Everyone should **immediately** go to a safe shelter.**



# Safe Shelter?

**Unsafe Places:**

**UNDER A TENT**

**Near trees or water**

**Standing near a soccer goal**

**Standing in an open area, such  
as a parking lot**

**Safest Places:**

**Sitting IN a car**

**In an enclosed building**

By the time the flash-to-bang count is 30  
SECONDS, everyone should be in safe  
shelter.

30-30

Rule

Wait at least 30 MINUTES after the last sound  
(thunder) OR observation of lightning  
before leaving shelter to resume play.



# WHAT TO DO ??

## OSSRC Lightning Policy

**No one** should retake the field for a minimum of **30 minutes** after the last lightning is seen or thunder is heard.

The **30 minutes is restarted** every time lightning is seen or thunder is heard !!



# Referee's Responsibilities

If you or your fellow officials see lightning or hear thunder, immediately suspend the game.

Inform all players, coaches and fans to find safe shelter immediately.

Protect yourself and find safe shelter.

Once you have informed everyone, your responsibility is over. Do not endanger yourself to insist that they find shelter.





**DO NOT WAIT**

**To see a second bolt  
of lightning**

**or**

**To hear a second  
clap of thunder**

# The Risk

- **Liability**
- **Personal Safety**
- **Repercussions**





# The Risk

## Liability

If you choose to ignore this policy you can be sued if someone gets hurt and insurance will not be available



# The Risk

## Personal Safety

You can be injured just as easily as a player in these conditions.

This policy is for your protection as much as for anyone else.



# The Risk

## Repercussions

Coaches and fans are empowered to report any official that does not adhere to this policy.

If you ignore this policy you may be expected to explain your actions and be subject to suspension by OSSRC.



**Why?**



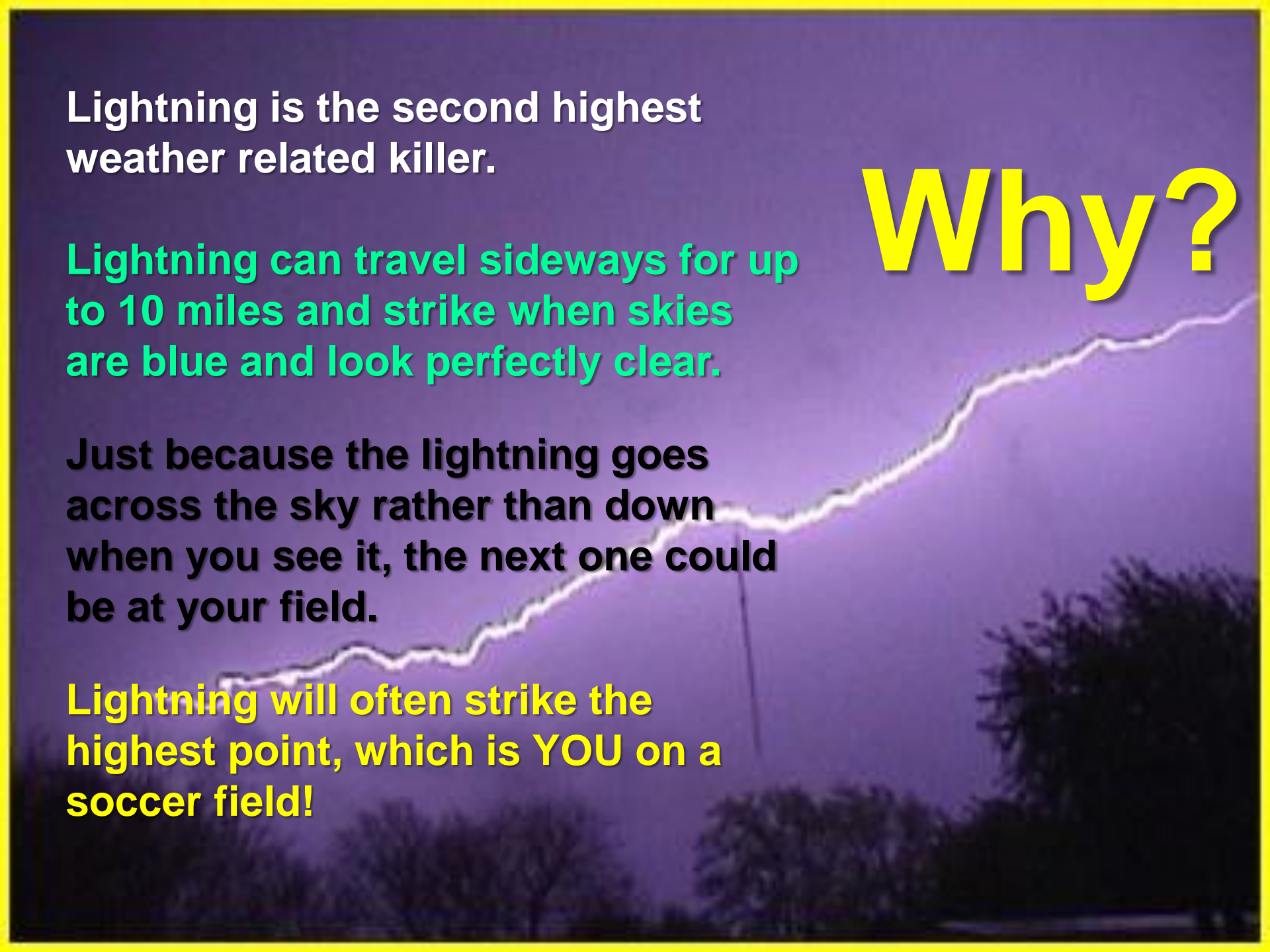
**Lightning is the second highest weather related killer.**

**Lightning can travel sideways for up to 10 miles and strike when skies are blue and look perfectly clear.**

**Just because the lightning goes across the sky rather than down when you see it, the next one could be at your field.**

**Lightning will often strike the highest point, which is YOU on a soccer field!**

# Why?





**REMEMBER !!**

**DO NOT WAIT!!**

**STOP IMMEDIATELY!!**

**NO game is that  
important !!**

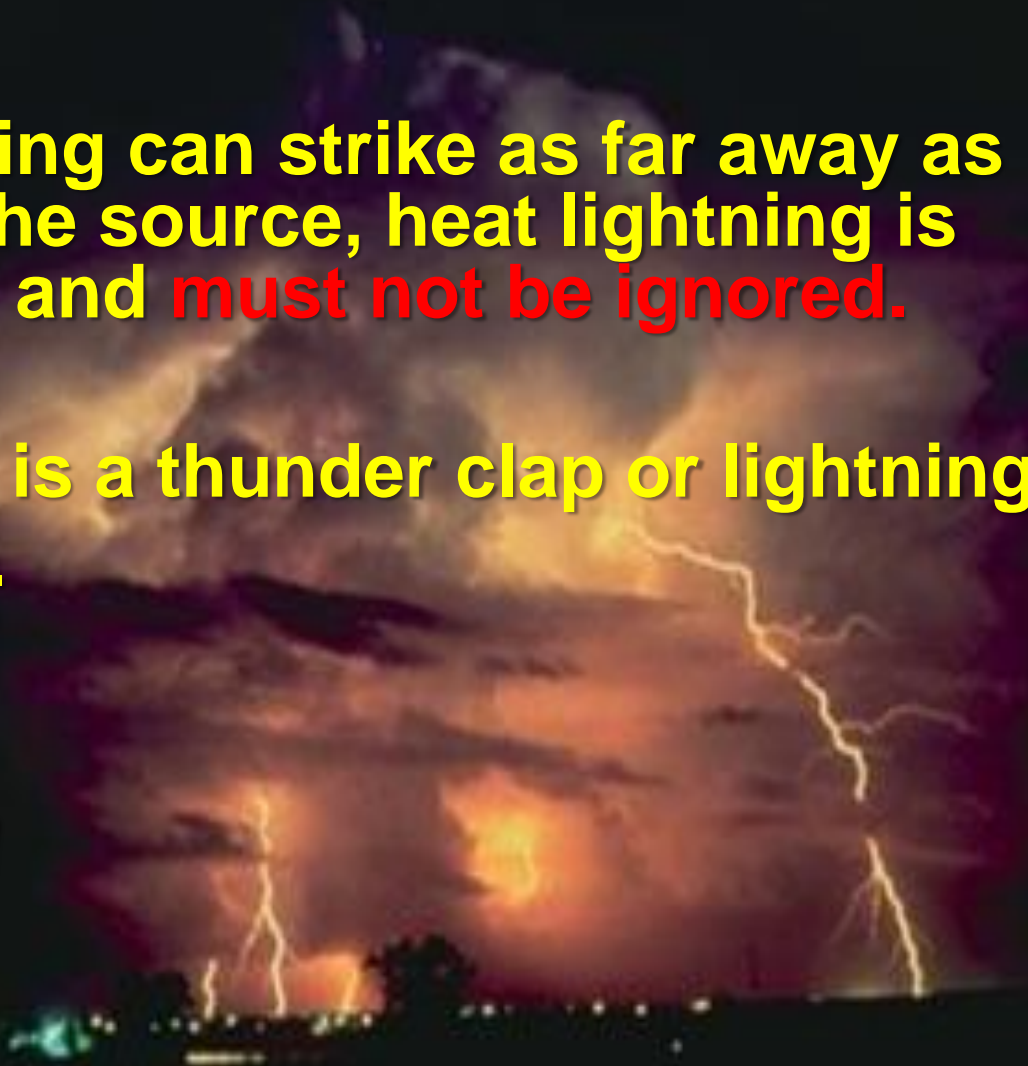


A flash that occurs when there is a lightning-producing thunderstorm very far away from the observer.

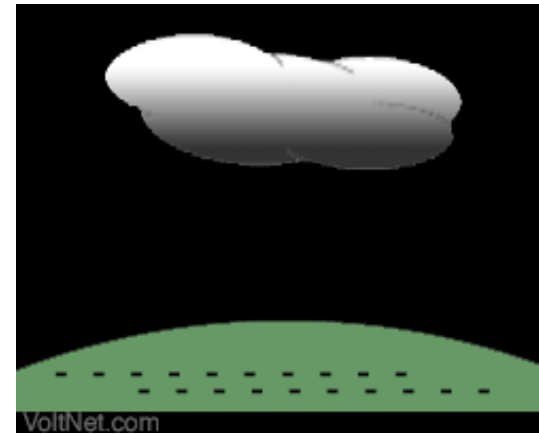
Because lightning can strike as far away as 10 miles from the source, heat lightning is still dangerous and **must not be ignored**.

The best alarm is a thunder clap or lightning in the distance.

# Heat Lightning



# Lightning Detectors



- **They can detect lightning at considerable distances.**
- **Great tool, but they are not flawless.**
- **Do not depend upon them alone.**







Use as a compliment to your eyes and ears.

If you see lightning or hear thunder, **do not wait** for the detector to sound.

Remember, they are not thunder detectors!!

# Lightning Detectors

# Lightning Policy Protocol

Whatever Occurs FIRST:

- If a Lightning Detector Sounds  
Stop the game immediately
- If you see lightning of any sort  
Stop the game immediately
- If you hear thunder, even in the distance  
Stop the game immediately

DO NOT WAIT to see or hear a second signal to confirm.



# Lightning Policy Protocol

## Returning to the Field and Resuming Play:

- WAIT until the Lightning Detector Sounds All Clear ..... OR
- WAIT at least **30 minutes** after observing the last lightning of any sort .... OR
- WAIT at least **30 minutes** after the last sound of thunder, even in the distance.

**WHICHEVER OCCURS LAST!!!**







# Review Question

**119. In the event of a lightning delay referees should take shelter:**

- A. In the referee tent and out of the rain
- B. Inside a car or van
- C. Anywhere off the field-of-play
- D. Either A or B
- E. None of the above



# Review Question

**120. With less than 2-minutes left in the first half lightning is seen way off in the distance. The referee decides to let play continue until half-time, since there is so little time left and the lightning is far away. No subsequent lightning or thunder occurs. When should the referee restart the game?**

- A. At the end of the 10-min. half-time break, since the game was never stopped for the lightning.
- B. After 30-min. from when lightning was seen.
- C. After a short wait and when both coaches are in agreement