

Small-Sided Soccer



**RULE
DIFFERENCES**



Small-Sided Soccer Rule Modifications



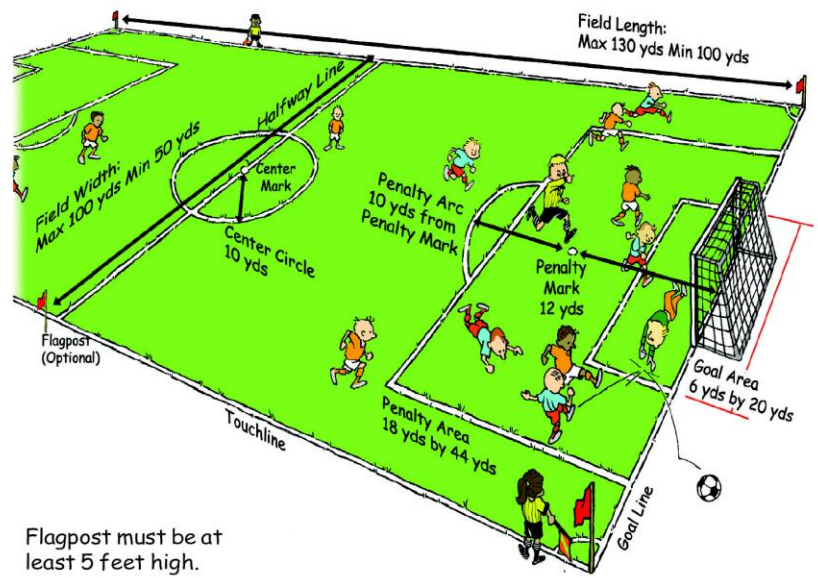
The Soccer Rule Differences contained in this presentation are based upon the latest **recommended** modifications by US Youth Soccer to the FIFA (USSoccer) Laws of the Game.

Local league and/or tournament rules may vary significantly, especially with regard to number of players and field sizes used. **As a game official, you will need to verify and understand the particular rules of the competition prior to officiating any game.**



LAW 1 – SMALL-SIDED FIELDS

U13 & Older (11 v 11) (Full-Sided Field)



Flagpost must be at least 5 feet high.


Safety: Goals must be anchored securely to the ground.
Portable goals may only be used if they satisfy this requirement.



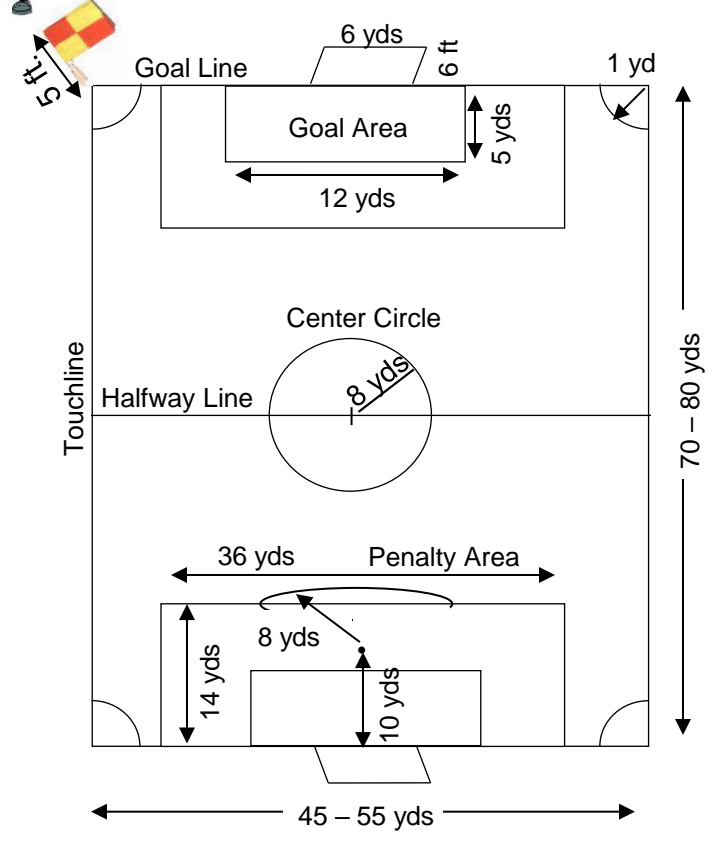
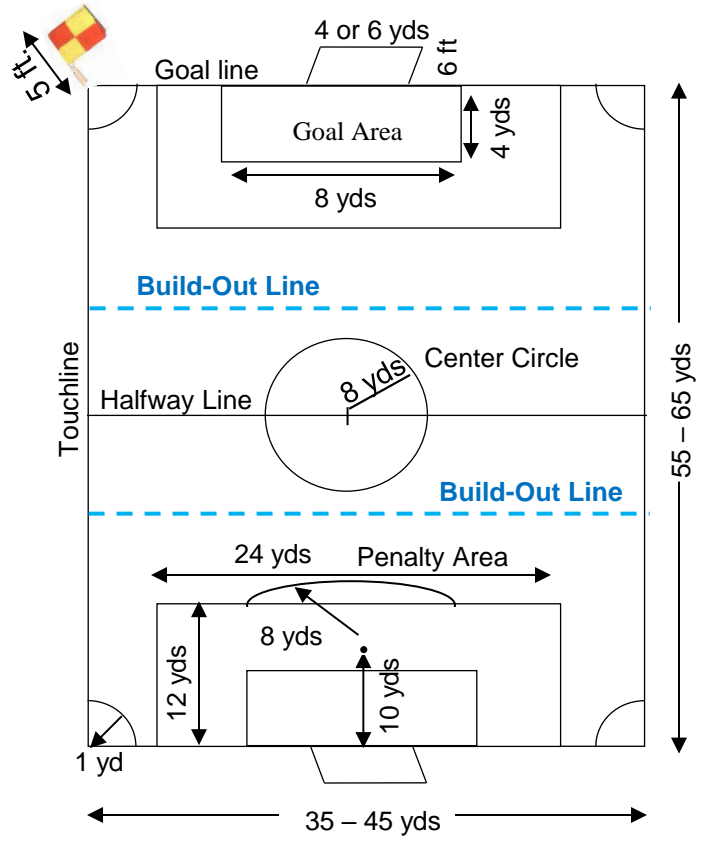
LAW 1 – SMALL-SIDED FIELDS



U9 & U10 (7 v 7)



U11 & U12 (9 v 9)




Safety: Goals must be anchored securely to the ground. Portable goals may only be used if they satisfy this requirement.

LAW 3 - NUMBER OF PLAYERS

Full-Sided Games

U13 & Older:

11 v 11 players, one of whom must be the goalkeeper ... (minimum of 7 players to continue)



Small-Sided Games (Only two different levels)

U11 & U12: 9 v 9 players, one of whom must be the goalkeeper ... (minimum of 6 players to continue)


U9 & U10: 7 v 7 players, one of whom must be the goalkeeper ... (minimum of 5 players to continue)



LAW 1 - THE FIELD OF PLAY



Recommended Small-Sided Field Dimensions



	<u>7v7</u> (U9 & U10)	<u>9v9</u> (U11 & U12)	<u>11v11</u> (U12 & Older)
Goal Area Line	4 yds.	5 yds.	6 yds.
Penalty Area Line	12 yds.	14 yds.	18 yds.
Penalty Spot	10 yds.	10 yds.	12 yds.
Center Circle Radius	8 yds.	8 yds.	10 yds.



Law 2 - THE BALL



Spherical

Not dangerous



Ages: U9 thru U12

U13 & Older

Ball Size: 4

5

Pressure: "Thumb test"



Change only when authorized by Referee.



LAW 3 - NUMBER OF PLAYERS



Full-Sided Games

U13 & Older:

11 v 11 players, one of whom must be the goalkeeper ... (minimum of 7 players to continue)



Small-Sided Games (Local Rules May Vary)

U11 & U12: 9 v 9 players, one of whom must be the goalkeeper ... (minimum of 6 players to continue)

U9 & U10: 7 v 7 players, one of whom must be the goalkeeper ... (minimum of 5 players to continue)



Law 3 - SUBSTITUTIONS

U9 thru U12 (Local rules may vary):

Unlimited at any stoppage of play

Injury Stoppage

Goal Kick

Kick Off (after goal)

Between Periods

Throw-In ... By team in possession (opponent's may also sub, but only if team in possession is substituting)



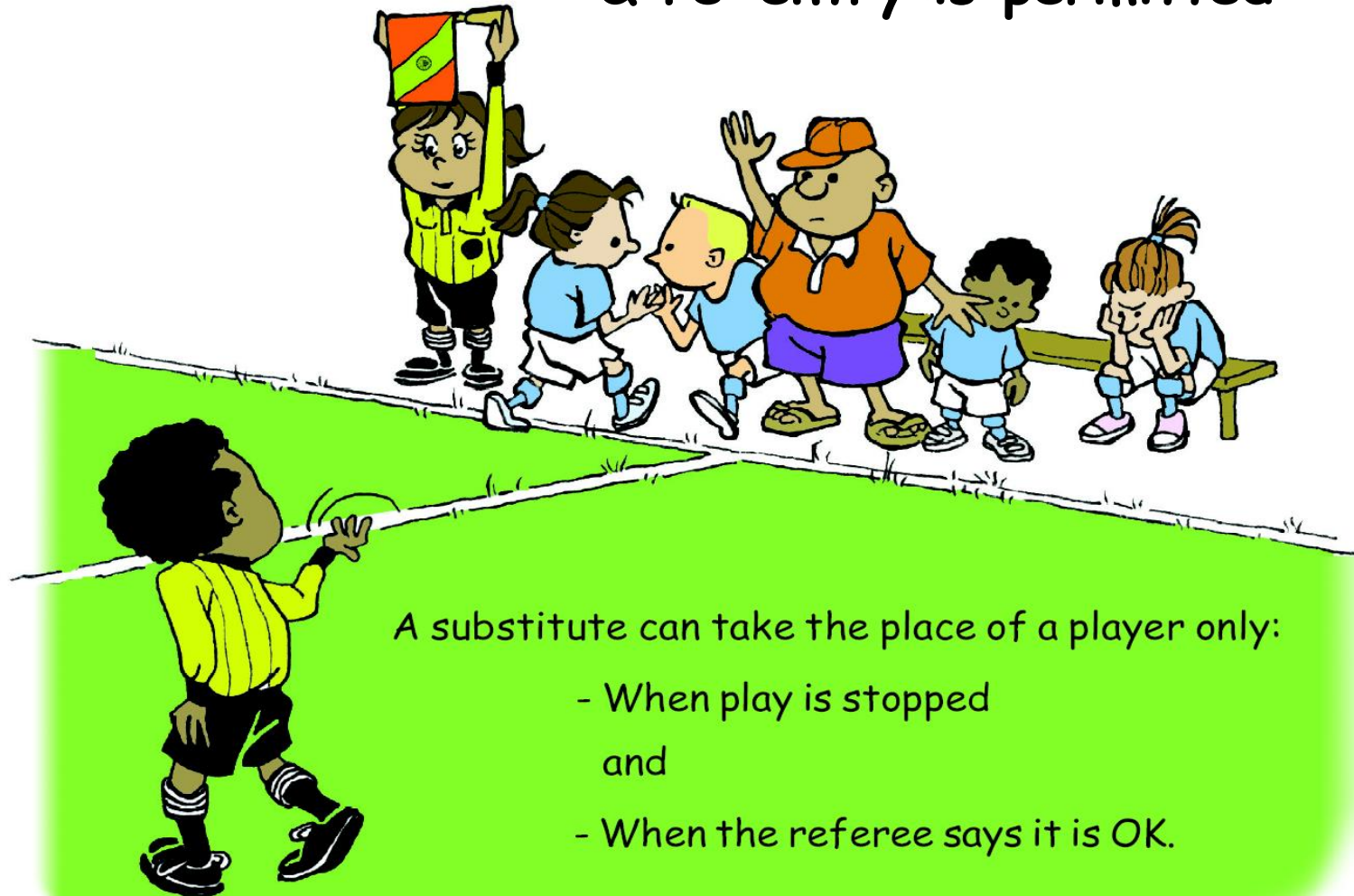
} ... **By either team**



LAW 3 - SUBSTITUTION STEPS



Number of substitutions is unlimited (at any stoppage)
& re-entry is permitted



A substitute can take the place of a player only:

- When play is stopped
- and
- When the referee says it is OK.



LAW 4 - PLAYERS' EQUIPMENT



5S Shirt, **S**horts, **S**hinguards,
Socks, **S**hoes

Nothing which is dangerous to self
or to another player (jewelry).

Tennis shoes or soft-cleat soccer
shoes – even shoes metal studs are OK.

Non-uniform clothing is OK based on
weather conditions, but uniforms
(typically shirt colors) must still
distinguish teams



NO EARRINGS
NO EXCEPTIONS



LAW 6 – ASSISTANT REFEREES



U7 & U8

Referees and Assistant Referees are not needed for this age group.

U9 & U10

Assistant Referees may or may not be used for this age group.

(Local rules of competition may vary)

U11 & Older

Registered Assistant Referees are to be used for these age groups.



LAW 7 - DURATION OF THE GAME



U9 & U10

25-min

Halves

U11 & U12

30-min

Halves

U13 & U14

35-min

Halves

(Local Rules May Vary)

10-minute half-time break (all ages)

Add time for:

Injury Stoppage


Substitutions



But some tournaments may not allow add time!



LAW 8 - START OF PLAY



Distance from the Ball (Until ball is in play):

Kick-off	U9&U10	U11&U12	U13 & Older
Opponents	8 yds.	8 yds.	10 yds.

All players must be completely in their own half of field
Ball in play when it is kicked and clearly moves in any direction
Goal may be scored directly (on first kick)



LAW 11 - OFFSIDE



7 v 7 Offside as per FIFA / USSoccer

Exception: Attacking players can only be in an offside position when they are between the build out line and the goal line. Offside is not in effect between the half-line and the build out line.



9 v 9 Offside as per FIFA / USSoccer

11 v 11 Offside as per FIFA / USSoccer

(Local Rules May Vary)



LAW 12 – FOULS & MISCONDUCT



U11 & U12 (9 v 9)

All restarts are as per FIFA / USSoccer ... DFK & IFK

Any misconduct punished as per the Laws of the Game

U12

NOTE: Heading is allowed in games without limitations.

U11

NOTE: Heading is NOT allowed in games.



LAW 12 – FOULS & MISCONDUCT



U9 & U10 (7 v 7)

Restarts are as per FIFA / USSoccer ... DFK & IFK

EXCEPTION #1: Deliberate heading is not allowed.

EXCEPTION #2: Goalkeepers are not allowed to punt or drop kick the ball.

An IFK is awarded to the opposing team at the spot of the offense. If the punt occurs within the goal area, the IFK is to be taken on the goal area line parallel to the goal line at the nearest point to where the infringement occurred.

Any misconduct punished as per the Laws of the Game

All (Local Rules May Vary)



OSSRC Heading the Ball Restrictions



- 1) *If a player in a **U11**(9v9), **U10**(7v7) or younger age group match **deliberately** heads the ball in a game with any portion of their head, an indirect free kick (IFK) is to be awarded to the opposing team from the spot of the infraction.*
- 2) *If within the goal area, the IFK should be taken on the goal area line parallel to the goal line at the point nearest to where the infraction occurred.*



OSSRC

Heading the Ball

Restrictions



- 3) *If the ball makes contact with a player's head and the player has **not deliberately** played or attempted to play the ball, then play should continue as no infraction has occurred.*
- 4) *A player shall **not** be cautioned nor sent-off for persistent infringement, as a result of a heading infraction.*
- 5) *A player shall **not** be cautioned nor sent-off for denying an obvious goal scoring opportunity (DOGSO), as a result of a heading infraction.
*It is not a handling offense and it is not an offense committed against an opponent ... therefore criteria for committing a DOGSO offense does not exist.**



OSSRC

Heading the Ball

Clarifications



- *Heading of the ball is allowed in U12 and older age group matches without limitations.*
- *Referees are to enforce the heading restrictions by age group of the team in accordance with these specified rules.*
- *Referees will not be assessing the age of individual players on the field ... they will only enforce the rules for the age group.*



OSSRC

Heading the Ball

Clarifications



- *Advantage should not be implemented when a heading infraction occurs.*
- *This rule is primarily a SAFETY issue, which needs to be addressed immediately, such that it does not occur again.*
- *This is not an infraction where the player needs to be punished, i.e. with a caution or send-off. Again, it is a self-inflicted safety issue.*



OSSRC

Heading the Ball

Clarifications



- *It may be acceptable to have the player leave the game (much like an injury) such that the coach can talk to the player.*
 - *This is not a mandate ... solely at the discretion of the referee.*
 - *More likely to implemented, if deliberate heading is repeated.*
 - *Player would be allowed back in the game at the team's next substitution time.*
 - *Again, this is not intended to be a punishment, but instead a teaching moment.*



OSSRC

Heading the Ball

Explanations



- *As a referee or an AR you must determine if ball and head contact was a **deliberate** act by the player.*
 - Ball to head ... not deliberate*
 - Head to ball ... deliberate*
- *Similar to determining a handling foul ... expect to hear “Headball, Ref”, as an added complaint from the sidelines.*



LAW 13 – FREE KICKS



The minimum distance that all opposing players must be from the ball at the taking of a free kick is the same as the “radius of the center circle”.

	<u>7v7</u>	<u>9v9</u>	<u>11v11</u>
Center Circle Radius	8 yds.	8 yds.	10 yds.



LAW 14 – PENALTY KICK



U9 & U10 (7 v 7)

Penalty Spot is **10 yds.** from the Goal Line

U11 & U12 (9 v 9)

Penalty Spot is **10 yds.** from the Goal Line

U13 & Older (11 v 11)

Penalty Spot is 12 yds. from the Goal Line



LAW 15 – THROW-IN



U9 & Older

As per FIFA / USSoccer

If a throw-in is taken incorrectly, a throw-in will be then be given to the opposing team.



LAW 16 - GOAL KICK



U9 & Older

As per FIFA / USSoccer

Opponents must be outside penalty area. The ball is in play when it is kicked outside the penalty area.

The goal kick may be taken anywhere within the goal area.

Kicker may not play the ball twice in succession.

U9 EXCEPTION:

Opposing players must retreat to **behind the build out line** until the ball is in play. The ball is in play when it is kicked directly out of the penalty area. The team taking the goal kick may choose to restart play before their opponents have retreated behind the build out line.





LAW 17 - CORNER KICK



Distance from the Corner Arc (Until ball is in play):

Corner Kick: U9 thru U12 U13 & Older

Opponents 8 yds. 10yds.

As per FIFA / USSoccer

Can score directly (first kick)

Ball is in play when kicked and clearly moves

Second-touch by the kicker is not allowed

No Offside on a corner kick

